

**Shareholding Pattern under Regulation 31 of SEBI (Listing Obligations and Disclosure Requirements) Regulations, 2015**

1.	Name of Listed Entity: Ansal Buildwell Limited
2.	Scrip Code/Name of Scrip/Class of Security: 523007
3.	Share Holding Pattern Filed under: Reg. 31(1)(a)/Reg. 31(1)(b)/Reg.31(1)(c)
	a. If under 31(1)(b) then indicate the report for Quarter ending
	b. If under 31(1)(c) then indicate date of allotment/extinguishment
4.	Declaration: The Listed entity is required to submit the following declaration to the extent of submission of information:-

	Particulars	Yes*	No*
1	Whether the Listed Entity has issued any partly paid up shares?		No
2	Whether the Listed Entity has issued any Convertible Securities or Warrants?		No
3	Whether the Listed Entity has any shares against which depository receipts are issued?		No
4	Whether the Listed Entity has any shares in locked-in?		No
5	Whether any shares held by promoters are pledge or otherwise encumbered?		No

\* If the Listed Entity selects the option 'No' for the questions above, the columns for the partly paid up shares, Outstanding Convertible Securities/Warrants, depository receipts, locked-in shares, No of shares pledged or otherwise encumbered by promoters, as applicable, shall not be displayed at the time of dissemination on the Stock Exchange website. Also wherever there is 'No' declared by Listed Entity in above table the values will be considered as 'Zero' by default on submission of the format of holding of specified securities.

GENERATED ON :03/04/2017 NSDL : 31/03/2017 CDSL :31/03/2017

Certified True Copy  
For Ansal Buildwell Ltd.


  
Company Secretary


Table I - Summary Statement holding of specified securities

Category	Category of shareholder	Nos. of shareholders	No. of fully paid up equity shares held	No. of Partly paid-up equity shares held	No. of shares underlying Depository Receipts	Total nos. shares held	Shareholding as a % of total no. of shares (calculated as per SCRR, 1957)	Number of Voting Rights held in each class of securities				No. of Shares Underlying Outstanding convertible securities (including Warrants)	Shareholding, as a % assuming full conversion of convertible securities ( as a percentage of diluted share capital)	Number of Locked in shares		Number of Shares pledged or otherwise encumbered		Number of equity shares held in dematerialised form
								No of Voting Rights			Total as a % of (A+B+C)			No. (a)	As a % of total Shares held(b)	No. (a)	As a % of total Shares held(b)	
								Class eg: X	Class eg: y	Total								
(I)	(II)	(III)	(IV)	(V)	(VI)	(VII) = (IV)+(V)+(VI)	(VIII) As a % of (A+B+C2)	(IX)			(X)	(XI) = (VII)+(X) As a % of (A+B+C2)	(XII)		(XIII)		(XIV)	
(A)	Promoter & Promoter Group	9	4048179	0	0	4048179	54.8248	4048179	0	4048179	54.8248	0	54.8248	0	0.0000	0	0.0000	4048179
(B)	Public	12900	3335664	0	0	3335664	45.1752	3335664	0	3335664	45.1752	0	45.1752	0	0.0000	NA	NA	2739012
(C)	Non Promoter - Non Public				0				0			0			0.0000	NA	NA	
(C1)	Shares Underlying DRs	0	0	0	0	0	0.0000	0	0	0	0.0000	0	0.0000	0	0.0000	NA	NA	0
(C2)	Shares Held By Employee Trust	0	0	0	0	0	0.0000	0	0	0	0.0000	0	0.0000	0	0.0000	NA	NA	0
	Total	12909	7383843	0	0	7383843	100.0000	7383843	0	7383843	100.0000	0	100.0000	0	0.0000	0	0.0000	6787191

GENERATED ON :03/04/2017

NSDL : 31/03/2017


CDSL :31/03/2017

Certified True Copy  
For Ansal Buildwell Ltd.
  
Company Secretary

Ansal Buildwell Limited

Table II - Statement showing shareholding pattern of the Promoter and Promoter Group

Category & Name of the shareholders	PAN	Nos. of share holders	No. of fully paid up equity shares held	Partly paid-up equity shares held	No. of shares underlying Depository Receipts	Total nos. shares held	Shareholding % calculated as per SCRR, 1957 As a % of (A+B+C2)	Number of Voting Rights held in each class of securities			No. of Shares Underlying Outstanding convertible securities (Including Warrants)	Shareholding, as a % assuming full conversion of convertible securities (as a percentage of diluted share capital)	Number of Locked in shares		Number of Shares pledged or otherwise encumbered		Number of equity shares held in dematerialised form		
								No of Voting Rights					Total as a % of (A+B+C)	No. (a)	As a % of total Shares held(b)	No. (a)		As a % of total Shares held(b)	
								Class eg: X	Class eg: y	Total									
(I)	(II)	(III)	(IV)	(V)	(VI)	(VII) = (IV)+(V)+(VI)	(VIII) As a % of (A+B+C2)	(IX)			(X)	(VII)+(X) As a % of (A+B+C2)	(XII)		(XIII)		(XIV)		
1	Indian																		
(a)	Individuals / Hindu Undivided Family		5	335879	0	0	335879	4.5488	335879	0	335879	4.5488	0	4.5488	0	0.0000	0	0.0000	335879
	Gopal Ansal	AAAPA2408E	1	152508	0	0	152508	2.0654	152508	0	152508	2.0654	0	2.0654	0	0.0000	0	0.0000	152508
	Ritu Ansal	AAKPA1997L	1	94771	0	0	94771	1.2835	94771	0	94771	1.2835	0	1.2835	0	0.0000	0	0.0000	94771
	Suruchi Bhardwaj	AAAPA3041P	1	39300	0	0	39300	0.5322	39300	0	39300	0.5322	0	0.5322	0	0.0000	0	0.0000	39300
	Shweta Charja	ADDPA1964F	1	30000	0	0	30000	0.4063	30000	0	30000	0.4063	0	0.4063	0	0.0000	0	0.0000	30000
	Gopal Ansal	AADHG6389K	1	19300	0	0	19300	0.2614	19300	0	19300	0.2614	0	0.2614	0	0.0000	0	0.0000	19300
(b)	Central Government / State Government(s)		0	0	0	0	0	0.0000	0	0	0	0.0000	0	0.0000	0	0.0000	0	0.0000	0
(c)	Financial Institutions / Banks		0	0	0	0	0	0.0000	0	0	0	0.0000	0	0.0000	0	0.0000	0	0.0000	0
(d)	Any Other (Specify)		4	3712300	0	0	3712300	50.2760	3712300	0	3712300	50.2760	0	50.2760	0	0.0000	0	0.0000	3712300
	Bodies Corporate		4	3712300	0	0	3712300	50.2760	3712300	0	3712300	50.2760	0	50.2760	0	0.0000	0	0.0000	3712300
	A P M Buildcon Pvt Ltd	AADCA5507C	1	983200	0	0	983200	13.3156	983200	0	983200	13.3156	0	13.3156	0	0.0000	0	0.0000	983200
	Madakinee Estate Pvt Ltd	AABCM41708	1	918700	0	0	918700	12.4420	918700	0	918700	12.4420	0	12.4420	0	0.0000	0	0.0000	918700
	Chandraprabha Estate Pvt Ltd	AAACC8943K	1	917900	0	0	917900	12.4312	917900	0	917900	12.4312	0	12.4312	0	0.0000	0	0.0000	917900
	Midair Properties Pvt Ltd	AAACM0576A	1	892500	0	0	892500	12.0872	892500	0	892500	12.0872	0	12.0872	0	0.0000	0	0.0000	892500
	Sub Total (A)(1)		9	4048179	0	0	4048179	54.8248	4048179	0	4048179	54.8248	0	54.8248	0	0.0000	0	0.0000	4048179
2	Foreign																		

Certified True Copy  
 For Ansal Buildwell Ltd.  
  
 Company Secretary

(a)	Individuals (Non-Resident Individuals / Foreign Individuals)		0	0	0	0	0	0.0000	0	0	0	0.0000	0	0.0000	0	0.0000	0	0.0000	0
(b)	Government		0	0	0	0	0	0.0000	0	0	0	0.0000	0	0.0000	0	0.0000	0	0.0000	0
(c)	Institutions		0	0	0	0	0	0.0000	0	0	0	0.0000	0	0.0000	0	0.0000	0	0.0000	0
(d)	Foreign Portfolio Investor		0	0	0	0	0	0.0000	0	0	0	0.0000	0	0.0000	0	0.0000	0	0.0000	0
(e)	Any Other (Specify)		0	0	0	0	0	0.0000	0	0	0	0.0000	0	0.0000	0	0.0000	0	0.0000	0
	Sub Total (A)(2)		0	0	0	0	0	0.0000	0	0	0	0.0000	0	0.0000	0	0.0000	0	0.0000	0
	Total Shareholding Of Promoter And Promoter Group (A)= (A)(1)+(A)(2)		9	4048179	0	0	4048179	54.8248	4048179	0	4048179	54.8248	0	54.8248	0	0.0000	0	0.0000	4048179

Details of Shares which remain unclaimed may be given hear along with details such as number of shareholders, outstanding shares held in demat/unclaimed suspense account, voting rights which are frozen etc.

Not

(1) PAN would not be displayed on website of Stock Exchange(s)


(2) The term 'Encumbrance' has the same meaning as assigned under regulation 28(3) of SEBI (Substantial Acquisition of Shares and Takeovers) Regulations,

GENERATED ON :03/04/2017

NSDL : 31/03/2017

CDSL :31/03/2017

Certified True Copy  
For Ansal Buildwell Ltd.

  
Company Secretary

**Ansal Buildwell Limited**

**Table III - Statement showing shareholding pattern of the Public shareholder**

Category & Name of the shareholders	PAN	Nos. of shareholders	No. of fully paid up equity shares held	Partly paid-up equity shares held	No. of shares underlying Depository Receipts	Total nos. shares held	Shareholding % calculated as per SCRR, 1957 As a % of (A+B+C2)	Number of Voting Rights held in each class of securities				No. of Shares Underlying Outstanding convertible securities (including Warrants)	Shareholding, as a % assuming full conversion of convertible securities (as a percentage of diluted share capital)	Number of Locked in shares		Number of Shares pledged or otherwise encumbered		Number of equity shares held in dematerialised form	
								No of Voting Rights			Total as a % of (A+B+C)			No. (a)	As a % of total Shares held(b)	No. (a)	As a % of total Shares held(b)		
								Class eg: X	Class eg: y	Total									
(I)	(II)	(III)	(IV)	(V)	(VI)	(VII) = (IV)+(V)+ (VI)	(VIII) As a % of (A+B+C2)	(IX)				(X)	(VII)+(X) As a % of (A+B+C2)	(XII)	(XIII)		(XIV)		
<b>1</b>																			
<b>Institutions</b>																			
(a) Mutual Fund		3	1400	0	0	1400	0.0190	1400	0	1400	0.0190	0	0.0190	0	0.0000	NA	NA	200	
(b) Venture Capital Funds		0	0	0	0	0	0.0000	0	0	0	0.0000	0	0.0000	0	0.0000	NA	NA	0	
(c) Alternate Investment Funds		0	0	0	0	0	0.0000	0	0	0	0.0000	0	0.0000	0	0.0000	NA	NA	0	
(d) Foreign Venture Capital Investors		0	0	0	0	0	0.0000	0	0	0	0.0000	0	0.0000	0	0.0000	NA	NA	0	
(e) Foreign Portfolio Investor		0	0	0	0	0	0.0000	0	0	0	0.0000	0	0.0000	0	0.0000	NA	NA	0	
(f) Financial Institutions / Banks		2	450	0	0	450	0.0061	450	0	450	0.0061	0	0.0061	0	0.0000	NA	NA	0	
(g) Insurance Companies		0	0	0	0	0	0.0000	0	0	0	0.0000	0	0.0000	0	0.0000	NA	NA	0	
(h) Provident Funds/ Pension Funds		0	0	0	0	0	0.0000	0	0	0	0.0000	0	0.0000	0	0.0000	NA	NA	0	
(i) Any Other (Specify)		0	0	0	0	0	0.0000	0	0	0	0.0000	0	0.0000	0	0.0000	NA	NA	0	
<b>Sub Total (B)(1)</b>		<b>5</b>	<b>1850</b>	<b>0</b>	<b>0</b>	<b>1850</b>	<b>0.0251</b>	<b>1850</b>	<b>0</b>	<b>1850</b>	<b>0.0251</b>	<b>0</b>	<b>0.0251</b>	<b>0</b>	<b>0.0000</b>	<b>NA</b>	<b>NA</b>	<b>200</b>	
<b>2</b>																			
<b>Central Government/ State Government(s)/ President of India</b>																			
<b>Sub Total (B)(2)</b>		<b>0</b>	<b>0</b>	<b>0</b>	<b>0</b>	<b>0</b>	<b>0.0000</b>	<b>0</b>	<b>0</b>	<b>0</b>	<b>0.0000</b>	<b>0</b>	<b>0.0000</b>	<b>0</b>	<b>0.0000</b>	<b>NA</b>	<b>NA</b>	<b>0</b>	
<b>3</b>																			
<b>Non-Institutions</b>																			

Certified True Copy  
For Ansal Buildwell Ltd.

  
Company Secretary

(a)	Individuals		0	0										0		NA	NA		
	i. Individual shareholders holding nominal share capital up to Rs. 2 lakhs.		12505	1989526	0	0	1989526	26.9443	1989526	0	1989526	26.9443	0	26.9443	0	0.0000	NA	NA	1418125
	ii. Individual shareholders holding nominal share capital in excess of Rs. 2 lakhs.		14	829868	0	0	829868	11.2390	829868	0	829868	11.2390	0	11.2390	0	0.0000	NA	NA	829868
	Kanishka Jain	AFPPJ7360C		250017	0	0	250017	3.3860	250017	0	250017	3.3860	0	3.3860	0	0.0000	NA	NA	250017
	Subramanian P	AM8PS8931K		82600	0	0	82600	1.1187	82600	0	82600	1.1187	0	1.1187	0	0.0000	NA	NA	82600
(b)	NBFCs registered with RBI		0	0	0	0	0	0.0000	0	0	0	0.0000	0	0.0000	0	0.0000	NA	NA	0
(c)	Employee Trusts		0	0	0	0	0	0.0000	0	0	0	0.0000	0	0.0000	0	0.0000	NA	NA	0
(d)	Overseas Depositories(holding DRs) (balancing figure)		0	0	0	0	0	0.0000	0	0	0	0.0000	0	0.0000	0	0.0000	NA	NA	0
(e)	Any Other (Specify)		376	514420	0	0	514420	6.9668	514420	0	514420	6.9668	0	6.9668	0	0.0000	NA	NA	490819
	Trusts		5	1700	0	0	1700	0.0230	1700	0	1700	0.0230	0	0.0230	0	0.0000	NA	NA	1600
	Hindu Undivided Family		151	85574	0	0	85574	1.1589	85574	0	85574	1.1589	0	1.1589	0	0.0000	NA	NA	84974
	Non Resident Indians (Non Repat)		18	4696	0	0	4696	0.0636	4696	0	4696	0.0636	0	0.0636	0	0.0000	NA	NA	3296
	Other Directors		2	13000	0	0	13000	0.1761	13000	0	13000	0.1761	0	0.1761	0	0.0000	NA	NA	13000
	Non Resident Indians (Repat)		48	51259	0	0	51259	0.6942	51259	0	51259	0.6942	0	0.6942	0	0.0000	NA	NA	51259
	Clearing Member		45	74355	0	0	74355	1.0070	74355	0	74355	1.0070	0	1.0070	0	0.0000	NA	NA	74355
	Bodies Corporate		107	283836	0	0	283836	3.8440	283836	0	283836	3.8440	0	3.8440	0	0.0000	NA	NA	262335
	Equity Intelligence India Private Limited	AABCE2101N		150000	0	0	150000	2.0315	150000	0	150000	2.0315	0	2.0315	0	0.0000	NA	NA	150000
	Sub Total (B)(3)		12895	3333814	0	0	3333814	45.1501	3333814	0	3333814	45.1501	0	45.1501	0	0.0000	NA	NA	2738812
	Total Public Shareholding (B)= (B)(1)+(B)(2)+(B)(3)		12900	3335664	0	0	3335664	45.1752	3335664	0	3335664	45.1752	0	45.1752	0	0.0000	NA	NA	2739012

Details of the shareholders acting as persons in Concert including their Shareholding (No. and %):

No. of shareholders	No. of

Details of Shares which remain unclaimed may be given hear along with details such as number of shareholders, outstanding shares held in demat/unclaimed suspense account, voting rights which are frozen etc.

Certified True Copy  
For Ansal Buildwell Ltd.

**Not**

**(1) PAN would not be displayed on website of Stock Exchange(s).**

**(2) The above format needs to disclose name of all holders holding more than 1% of total number of shares**

**(3) W.r.t. the information pertaining to Depository Receipts, the same may be disclosed in the respective columns to the extent information available and**

**GENERATED ON :03/04/2017**

**NSDL : 31/03/2017**

**CDSL :31/03/2017**

Certified True Copy  
For Ansal Buildwell Ltd.


  
Company Secretary

Table IV - Statement showing shareholding pattern of the Non Promoter- Non Public shareholder


Category & Name of the shareholders	PAN	Nos. of shareholders	No. of fully paid up equity shares held	Partly paid-up equity shares held	No. of shares underlying Depository Receipts	Total nos. shares held	Shareholding % calculated as per SCRR, 1957 As a % of (A+B+C2)	Number of Voting Rights held in each class of securities				No. of Shares Underlying Outstanding convertible securities (including Warrants)	Shareholding, as a % assuming full conversion of convertible securities (as a percentage of diluted share capital)	Number of Locked in shares		Number of Shares pledged or otherwise encumbered		Number of equity shares held in dematerialised form
								No of Voting Rights			Total as a % of (A+B+C)			No. (a)	As a % of total Shares held(b)	No. (a)	As a % of total Shares held(b)	
								Class eg: X	Class eg: y	Total								
(I)	(II)	(III)	(IV)	(V)	(VI)	(VII) = (IV)+(V) + (VI)	(VIII) As a % of (A+B+C2)	(IX)				(X)	(VII)+(X) As a % of (A+B+C2)	(XII)		(XIII)		(XIV)
1 Custodian/DR Holder		0	0	0	0	0	0.0000	0	0	0	0.0000	0	0.0000	0	0.0000	NA	NA	0
2 Employee Benefit Trust (under SEBI (Share based Employee Benefit) Regulations, 2014)		0	0	0	0	0	0.0000	0	0	0	0.0000	0	0.0000	0	0.0000	NA	NA	0
Total Non-Promoter- Non Public Shareholding (C)= (C)(1)+(C)(2)		0	0	0	0	0	0.0000	0	0	0	0.0000	0	0.0000	0	0.0000	NA	NA	0

**Note**

- (1) PAN would not be displayed on website of Stock Exchange(s).
- (2) The above format needs to disclose name of all holders holding more than 1% of total number of shares
- (3) W.r.t. the information pertaining to Depository Receipts, the same may be disclosed in the respective columns to the extent information available and the

GENERATED ON :03/04/2017

NSDL : 31/03/2017

Certified True Copy  
 For Ansal Buildwell Ltd.  
  
 Company Secretary