




ANSAL BUILDWELL LTD.

(AN ISO 9001:2008 CERTIFIED COMPANY)

REGD. OFF. : 118, Upper First Floor, Prakash Deep Building, 7, Tolstoy Marg, New Delhi-110 001
Ph. : +91-11-23353051, 23353052, Fax : +91-11-23310639, 23359550
E-mail : info@ansalabi.com, Website : www.ansalabi.com



Audited Financial Results For The Year Ended 31st March 2013

(Rs in Lacs)

S.No.	Particulars	Standalone				Consolidated		
		31.12.2012		31.3.2012		31.3.2012		
		31.3.2013	31.12.2012	31.3.2012	31.3.2013	31.3.2012	31.3.2013	31.3.2012
		Unaudited	Unaudited	Unaudited	(Audited)	(Audited)	(Audited)	(Audited)
PART-I								
1	Net Sales/ Income from Operations	3,119.22	2,613.37	3,225.59	10,381.14	10,771.09	10,381.14	10,771.09
2	Other Income	182.61	11.70	213.41	264.40	248.17	242.94	216.33
	Total	3,301.83	2,625.07	3,439.00	10,645.54	11,019.26	10,624.08	10,987.42
3	Total Expenditure							
	(a) Cost of Construction & Cost of Raw Material	2,120.41	1,512.77	2,490.01	6,166.62	6,941.09	6,166.62	6,941.09
	(b) Staff Cost	359.90	264.05	204.53	1,168.40	922.40	1,168.40	922.42
	(c) Other Expenditure	244.56	189.51	207.65	802.35	708.93	804.08	711.08
	Total	2,724.87	1,966.33	2,902.19	8,137.37	8,572.42	8,139.10	8,574.59
4	Interest	174.47	154.50	194.47	584.23	651.44	584.25	651.47
5	Depreciation	36.01	35.14	26.39	141.69	118.11	141.69	118.11
6	Profit/(Loss) before Tax (1+2-3-4-5)	366.48	469.10	315.95	1,782.25	1,677.29	1,759.04	1,643.25
7	Provision for Taxation - Current Tax	184.14	227.24	95.82	656.02	573.73	656.02	573.73
	- Deferred Tax	(36.61)	(2.10)	(8.87)	(42.26)	(9.69)	(42.26)	(9.69)
8	Profit/(Loss) after Tax before Prior Period Items	218.95	243.96	229.00	1,168.49	1,113.25	1,145.28	1,079.21
9	Prior Period Items							
	- Tax Adjustment for Earlier Years	76.14	-	-	76.14	36.08	76.14	36.08
	- Prior Period Items	-	-	-	-	-	-	-
10	Profit/(Loss) after Tax and Prior Period Items	142.81	243.96	229.00	1,092.35	1,077.17	1,069.14	1,043.13
11	Amount of Profit Capitalised	-	-	-	-	-	-	-
12	Profit After Tax and Amount Capitalised	142.81	243.96	229.00	1,092.35	1,077.17	1,069.14	1,043.13
13	Paid-up Equity Share Capital (Face Value of Rs. 10/- Each)	738.38	738.38	738.38	738.38	738.38	738.38	738.38
14	Reserve Excluding Revaluation Reserve	-	-	-	6,925.51	5,962.74	6,830.24	5,890.81
15	Basic and Diluted EPS for the year (Rs.)	1.93	3.30	3.10	14.79	14.59	14.48	14.13
PART-II								
Select Information for the Quarter and Year Ended March 31,2013								
A. Particulars of Shareholding								
1	Public Share Holding							
	-No. of shares	3335664	3335664	3336164	3335664	3336164	3335664	3336164
	-Percentage of shareholding	45.18	45.18	45.18	45.18	45.18	45.18	45.18
2	Promoters and Promoter group shareholding							
	a) Pledged/Encumbered	0	0	0	0	0	0	0
	- Number of shares	0	0	0	0	0	0	0
	- Percentage of shares (as a % of the total shareholding of promoter and promoter group)	0	0	0	0	0	0	0
	- Percentage of shares (as a % of the total share capital of the Company)	0	0	0	0	0	0	0
	b) Non-encumbered	4048179	4048179	4047679	4048179	4047679	4048179	4047679
	- Number of shares	4048179	4048179	4047679	4048179	4047679	4048179	4047679
	- Percentage of shares (as a % of the total shareholding of promoter and promoter group)	100	100	100	100	100	100	100
	-Percentage of shares (as a % of the total share capital of the Company)	54.82	54.82	54.82	54.82	54.82	54.82	54.82
B. Investor Complaints								
	Particulars	3 Months ended 31.3.2013						
	Pending at the beginning of the quarter	Nil						
	Received During the quarter	1						
	Disposed off during the quarter	1						
	Remaining Unresolved at the end of the quarter	Nil						

Notes:


- 1 Previous year Figures have been regrouped wherever necessary.
- 2 The Above audited Financial Results have been reviewed by the Audit Committee and approved by the Board of Directors at their meeting held on 30th May 2013
- 3 The Board of Directors recommend a dividend @ 15% on the Equity Shares at the above Board Meeting.
- 4 Having regard to the integrated nature of the Real Estate Development business of the company, the disclosure requirement of "Segment Reporting" pursuant to the Accounting Standard (AS-17) is not applicable.

For and on Behalf of the Board

(GOPAL ANSAL)
Chairman Cum Managing Director

Place :- New Delhi
Date :- 30th May 2013






ANSAL BUILDWELL LTD.

(AN ISO 9001:2000 CERTIFIED COMPANY)

REGD. OFF. : 118, Upper First Floor, Prakash Deep Building, 7, Tolstoy Marg, New Delhi-110001

Ph. : +91-11-23353051, 23353052, Fax : 011-23310639, 23359550

E-mail : ansalabl@vsnl.com, info@ansalabl.com, Website : www.ansalabl.com



SUMMARY OF ASSETS AND LIABILITIES AS AT 31ST MARCH 2013

(Rs. in Lacs)

PARTICULARS	Standalone for the year Ended		Consolidated for the year Ended	
	Audited 31.3.2013	Audited 31.3.2012	Audited 31.3.2013	Audited 31.3.2012
I. EQUITY AND LIABILITIES				
1. Shareholder's Fund:				
a) Share Capital	738.38	738.38	738.38	738.38
b) Reserve & Surplus	6,925.51	5,962.74	6,830.24	5,890.81
	7,663.89	6,701.12	7,568.62	6,629.19
2. Non Current Liabilities				
a) Long Term Borrowing	199.12	1,633.07	623.24	2,603.90
b) Other Long Term Liabilities	602.79	588.00	602.79	588.00
c) Long Term Provisions	383.17	247.50	383.18	247.50
	1,185.08	2,468.57	1,609.21	3,439.40
3. Current Liabilities				
a) Short Term Borrowings	2,086.68	1,865.44	2,097.53	1,865.54
b) Trade Payables	944.90	1,480.81	972.79	1,512.77
c) Other Current Liabilities	16,086.40	15,592.84	23,201.70	19,737.15
d) Short Term Provisions	520.97	545.85	520.97	545.86
	19,638.95	19,484.94	26,792.99	23,661.32
TOTAL	28,487.92	28,654.63	35,970.82	33,729.91
II. ASSETS				
1 Non Current Assets				
a) Fixed Assets	768.45	832.98	779.90	847.35
b) Non Current Investments	1,153.29	1,153.29	132.24	58.78
c) Deferred Tax Assets (Net)	189.77	147.50	189.76	147.50
d) Long Term Loans and Advances	915.13	839.33	554.68	511.36
e) Other Non Current Assets	-	-	775.11	775.11
	3,026.64	2,973.10	2,431.69	2,340.10
2 Current Assets				
a) Inventories	16,348.44	15,547.25	26,776.72	24,567.97
b) Trade Receivables	1,292.41	981.18	1,292.41	981.18
c) Cash and Cash Equivalents	548.64	275.72	797.68	342.35
d) Short Term Loan and Advances	7,005.48	8,689.99	4,358.94	5,299.33
e) Other Current Assets	266.31	187.39	313.38	198.98
	25,461.28	25,681.53	33,539.13	31,389.81
TOTAL	28,487.92	28,654.63	35,970.82	33,729.91

Am

**ANSAL
BUILDWELL**