


(l)(a)	Statement Showing Shareholding Pattern		
Name of the Company :	ANSAL BUILDWELL LTD.		
Scrip Code ,Name of the Scrip,Class of Security:	BSE-523007 NSE-		
Quarter Ended :	SEPTEMBER 30, 2015		
Partly paid-up shares	No, of partly paid-up shares	As a % of total No. of partly paid-up shares	As a % of total no. of shares of the Company
Held by promoter/promoters group	NIL	NIL	NIL
Held by public	NIL	NIL	NIL
Total	NIL	NIL	NIL
Outstanding convertible securities	No. of outstanding securities	As a % of total No. of outstanding convertible securities	As a % of total no of shares of the company, assuming full conversion of the convertible securities
Held by promoter/promoters group	NIL	NIL	NIL
Held by public	NIL	NIL	NIL
Total	NIL	NIL	NIL
Warrants	No. of warrants	As a % of total no of warrants	As a % of total no of shares of the company assuming full conversion of warrants
Held by promoter/promoters group	NIL	NIL	NIL
Held by public	NIL	NIL	NIL
Total	NIL	NIL	NIL
Total paid-up capital of the company assuming full conversion of warrants and convertible securities	7383843		

Certified True Copy
For Ansal Buildwell Ltd.


Company Secretary

Ansal Buildwell Limited

LINK INTIME

DISTRIBUTION OF SHAREHOLDING AS PER CLAUSE 35 OF THE LISTING AGREEMENT FOR THE QUARTER ENDED... 30/09/2015

SCRIP CODE: 523007

CLASS OF SECURITY: EQUITY

AS ON: NSDL DATE:30/09/2015

CDSL DATE: 30/09/2015

CATEGORY CODE	CATEGORY OF SHAREHOLDER	NUMBER OF SHARE HOLDERS	TOTAL NUMBER OF SHARES	TOTAL NUMBER OF SHARES HELD IN DEMATERIALIZED FORM	TOTAL SHAREHOLDING AS A PERCENTAGE OF TOTAL NUMBER OF		SHARES PLEDGED OR OTHERWISE ENCUMBERED NUMBER OF SHARES	AS A PERCENTAGE (IX)= (VIII)/(IV)*100
					AS A PERCENTAGE OF (A+B) (VI)	AS A PERCENTAGE OF (A+B+C) (VII)		
(I)	(II)	(III)	(IV)	(V)	(VI)	(VII)	(VIII)	(IX)
<u>(A) Shareholding of Promoter and Promoter Group</u>								
<u>(1) Indian</u>								
	Individuals / Hindu Undivided Family	7	335879	335879	4.5488	4.5488	0	0.0000
	Central Government / State Government(s)	-					0	
	Bodies Corporate	4	3712300	3712300	50.2760	50.2760	0	0.0000
	Financial Institutions / Banks	-					0	
	Any Other (Specify)	-					0	
SUB TOTAL	(A)(1):	11	4048179	4048179	54.8248	54.8248	0	0.0000
<u>(2) Foreign</u>								
	Individuals (Non-Resident Individuals / Foreign Individuals)	-					0	
	Bodies Corporate	-					0	
	Institutions	-					0	
	Qualified Fore. Investor-Ind							
	Qualified Fore. Investor-Corporat							
	Any Other (Specify)	-					0	
SUB TOTAL	(A)(2):	0					0	

PRINTED ON : 03/10/2015

PAGE NO: 1


Company Secretary

Ansal Buildwell Limited



DISTRIBUTION OF SHAREHOLDING AS PER CLAUSE 35 OF THE LISTING AGREEMENT FOR THE QUARTER ENDED... 30/09/2015

SCRIP CODE: 523007

CLASS OF SECURITY: EQUITY

AS ON: NSDL DATE:30/09/2015

CDSL DATE: 30/09/2015

CATEGORY CODE	CATEGORY OF SHAREHOLDER	NUMBER OF SHARE HOLDERS	TOTAL NUMBER OF SHARES	TOTAL NUMBER OF SHARES HELD IN DEMATERIALIZED FORM	TOTAL SHAREHOLDING AS A PERCENTAGE OF TOTAL NUMBER OF		SHARES PLEDGED OR OTHERWISE ENCUMBERED AS A PERCENTAGE	
					AS A PERCENTAGE OF (A+B) (VI)	AS A PERCENTAGE OF (A+B+C) (VII)	NUMBER OF SHARES (VIII)	(IX)= (VIII)/(IV)*100
(I)	(II)	(III)	(IV)	(V)	(VI)	(VII)	(VIII)	(IX)
Total Shareholding of Promoter and Promoter Group								
(A) = (A) (1) + (A) (2)		11	4048179	4048179	54.8248	54.8248	0	0

(B) Public Shareholding

(1) Institutions

Mutual Funds / UTI	3	1400	200	0.0190	0.0190	0	0.0000
Financial Institutions / Banks	3	1450	1000	0.0196	0.0196	0	0.0000
Central Government / State Government(s)	-					0	
Venture Capital Funds	-					0	
Insurance Companies	-					0	
Foreign Institutional Investors	-					0	
Foreign Venture Capital Investors	-					0	
Qualified Fore. Investor-Ind							
Qualified Fore. Investor-Corporat							
SUB TOTAL (B) (1):	6	2850	1200	0.0386	0.0386	0	0.0000
(2) Non-Institutions							

PRINTED ON : 03/10/2015

PAGE NO: 2

Certified True Copy
For Ansal Buildwell Ltd.

Company Secretary

Ansal Buildwell Limited

LINK INTIME



DISTRIBUTION OF SHAREHOLDING AS PER CLAUSE 35 OF THE LISTING AGREEMENT FOR THE QUARTER ENDED... 30/09/2015

SCRIP CODE: 523007

CLASS OF SECURITY: EQUITY

AS ON: NSDL DATE:30/09/2015

CDSL DATE: 30/09/2015

CATEGORY CODE	CATEGORY OF SHAREHOLDER	NUMBER OF SHARE HOLDERS	TOTAL NUMBER OF SHARES	TOTAL NUMBER OF SHARES HELD IN DEMATERIALIZED FORM	TOTAL SHAREHOLDING AS A PERCENTAGE OF TOTAL NUMBER OF		SHARES PLEDGED OR OTHERWISE ENCUMBERED NUMBER OF SHARES	AS A PERCENTAGE
					AS A PERCENTAGE OF (A+B) (VI)	AS A PERCENTAGE OF (A+B+C) (VII)		
(I)	(II)	(III)	(IV)	(V)	(VI)	(VII)	(VIII)	(IX) = (VIII)/(IV)*100
Bodies Corporate		151	386392	364791	5.2329	5.2329	14181	3.6701
Individuals								
	Individual shareholders holding nominal share capital upto Rs. 1 lakh.	12697	1851957	1263807	25.0812	25.0812		0.0000
	Individual shareholders holding nominal share capital in excess of Rs. 1 lakh	19	880434	880434	11.9238	11.9238		0.0000
	Qualified Fore. Investor-Corporate							
	Qualified Fore. Investor-Ind							
	Foreign Portfolio Investor (Indi							
	Foreign Portfolio Investor (Corp							
Any Others								
	Clearing Member	67	89430	89430	1.2112	1.2112	6880	7.6932
	Market Maker							
	Office Bearers							
	Foreign Nationals							
	Non Resident Indians (Repat)	56	29631	29631	0.4013	0.4013	0	
	Non Resident Indians (Non Repat)	19	10060	8660	0.1362	0.1362	0	
	Directors / Relatives	4	15000	15000	0.2031	0.2031		0.0000
	Trusts	3	1100	1000	0.0149	0.0149		0.0000
	Hindu Undivided Family	143	68810	68210	0.9319	0.9319	15400	22.3805
SUB TOTAL (B) (2):		13159	3332814	2720963	45.1366	45.1366	36461	1.0940

PRINTED ON : 03/10/2015

PAGE NO: 3

Company Secretary

Ansal Buildwell Limited



DISTRIBUTION OF SHAREHOLDING AS PER CLAUSE 35 OF THE LISTING AGREEMENT FOR THE QUARTER ENDED... 30/09/2015

SCRIP CODE: 523007

CLASS OF SECURITY: EQUITY

AS ON: NSDL DATE: 30/09/2015

CDSL DATE: 30/09/2015

CATEGORY CODE	CATEGORY OF SHAREHOLDER	NUMBER OF SHARE HOLDERS	TOTAL NUMBER OF SHARES	TOTAL NUMBER OF SHARES HELD IN DEMATERIALIZED FORM	TOTAL SHAREHOLDING AS A PERCENTAGE OF TOTAL NUMBER OF		SHARES PLEDGED OR OTHERWISE ENCUMBERED	
					AS A PERCENTAGE OF (A+B) (VI)	AS A PERCENTAGE OF (A+B+C) (VII)	NUMBER OF SHARES (VIII)	AS A PERCENTAGE (IX) = (VIII)/(IV)*100
(I)	(II)	(III)	(IV)	(V)	(VI)	(VII)	(VIII)	(IX)
Total Public Shareholding								
	(B) = (B) (1) + (B) (2)	13165	3335664	2722163	45.1752	45.1752	36461	1.0931
	TOTAL (A) + (B)	13176	7383843	6770342	100.0000	100.0000	36461	0.4938
<u>(C) Shares held by custodians and against which depository receipts have been issued</u>								
-								
							0	
(1) Promoter and Promoter Group		0				0.0000	0	
(2) Public								
SUB TOTAL								

Ansal Buildwell Limited



DISTRIBUTION OF SHAREHOLDING AS PER CLAUSE 35 OF THE LISTING AGREEMENT FOR THE QUARTER ENDED... 30/09/2015

SCRIP CODE: 523007

CLASS OF SECURITY: EQUITY

AS ON: NSDL DATE: 30/09/2015

CDSL DATE: 30/09/2015

CATEGORY CODE (I)	CATEGORY OF SHAREHOLDER (II)	NUMBER OF SHARE HOLDERS (III)	TOTAL NUMBER OF SHARES (IV)	TOTAL NUMBER OF SHARES HELD IN DEMATERIALIZED FORM (V)	TOTAL SHAREHOLDING AS A PERCENTAGE OF TOTAL NUMBER OF		SHARES PLEDGED OR OTHERWISE ENCUMBERED NUMBER OF SHARES (VIII)	AS A PERCENTAGE (IX) = (VIII)/(IV)*100
					AS A PERCENTAGE OF (A+B) (VI)	AS A PERCENTAGE OF (A+B+C) (VII)		
GRAND TOTAL (A)+(B)+(C) :		13176	7383843	6770342	100.0000	100.0000	36461	0.49

NOTE :
1 (b) .NAME, NUMBER OF SHARES HELD & PERCENTAGE OF ENTITIES/ PERSONS HOLDING MORE THAN 1% OF THE TOTAL SHARES OF THE COMPANY IS AS PER ANNEXURE

Ansal Buildwell Limited



(I)(b) Statement Showing holding of securities (including shares,warrants,convertible securities) of persons belonging to the category "Promoter and Promoter Group"

Sr. No.	Name of the Shareholder	Details of Shares held		Encumbered shares			Details of Warrants		Details of convertible securities		Total shares (including under-lying shares assuming full conversion of warrants and convertible securities) as a% of diluted share capital
		No.of Shares held	As a % of grand total (A)+(B)+(C)	NO.	As a percentage	As a % of grand total (A)+(B)+(C) of sub clause (I)(a)	Number of warrants held	As a % total number of warrants of the same class	Number of convertible securities held	As a % total number of convertible securities of the same class	
(I)	(II)	(III)	(IV)	(V)	(VI)=(V)/(III)*100	(VII)	(VIII)	(IX)	(X)	(XI)	(XII)
1	APM BUILDCON PVT LTD AADCA5507C	983200	13.32	0	0.00	0.00					
2	MADAKINEE ESTATE PVT LTD AABCM4170B	918700	12.44	0	0.00	0.00					
3	CHANDRAPRABHA ESTATE PVT LTD AAACC8943K	917900	12.43	0	0.00	0.00					

Certified True Copy
For Ansal Buildwell Ltd.

Ansal Buildwell Limited



(I)(b) Statement Showing holding of securities (including shares, warrants, convertible securities) of persons belonging to the category "Promoter and Promoter Group"

Sr. No.	Name of the Shareholder	Details of Shares held		Encumbered shares			Details of Warrants		Details of convertible securities		Total shares (including under-lying shares assuming full conversion of warrants and convertible securities) as a% of diluted share capital
		No. of Shares held	As a % of grand total (A)+(B)+(C)	No.	As a percentage	As a % of grand total (A)+(B)+(C) of sub clause (I)(a)	Number of warrants held	As a % total number of warrants of the same class	Number of convertible securities held	As a % total number of convertible securities of the same class	
(I)	(II)	(III)	(IV)	(V)	(VI) = (V) / (III) * 100	(VII)	(VIII)	(IX)	(X)	(XI)	(XII)
4	MIDAIR PROPERTIES PVT LTD AAACM0576A	892500	12.09	0	0.00	0.00					
5	GOPALANSAL AAAPA2408E	152508	2.07	0	0.00	0.00					
6	RITU ANSAL AAKPA1997L	94771	1.28	0	0.00	0.00					

True Copy
for Ansal Buildwell Ltd.

Ansal Buildwell Limited



(I)(b) Statement Showing holding of securities (including shares,warrants,convertible securities) of persons belonging to the category "Promoter and Promoter Group"

Sr. No.	Name of the Shareholder	Details of Shares held		Encumbered shares			Details of Warrants		Details of convertible securities		Total shares (including under-lying shares assuming full conversion of warrants and convertible securities) as a% of diluted share capital
		No.of Shares held	As a % of grand total (A)+(B)+(C)	No.	As a percentage	As a % of grand total (A)+(B)+(C) of sub clause (I)(a)	Number of warrants held	As a % total number of warrants of the same class	Number of convertible securities held	As a % total number of convertible securities of the same class	
(I)	(II)	(III)	(IV)	(V)	(VI)=(V)/(III)*100	(VII)	(VIII)	(IX)	(X)	(XI)	(XII)
7	SURUCHI BHARDWAJ AAAPA3041P	39300	0.53	0	0.00	0.00					
8	SHWETA CHARLA ADDP1964F	30000	0.41	0	0.00	0.00					
9	GOPAL ANSAL AADHG6389K	19300	0.26	0	0.00	0.00					
TOTAL :		4048179	54.82	0	0.00	0.00					

Ansal Buildwell Limited



(I)(C)(i) Statement Showing holding of securities (including shares,warrants,convertible securities) of persons belonging to the category "Public" and holding more than 1% of the total number of shares

Sr. No.	Name of the shareholder	Number of shares held	Shares as a percentage of total number of shares {i.e Grand Total(A)+(B)+(C) indicated in Statement at para (I)(a)above}	Details of warrants		Details of convertible securities		Total shares (including under-lying shares assuming full conversion of warrants and convertible securities) as a % of diluted share capital
				Number of warrants held	As a % total number of warrants of the same class	Number of convertible securities held	% w.r.t total number of convertible securities of the same class	
1	TARA CHAND JAIN	312018	4.23					
2	EQUITY INTELLIGENCE INDIA PRIVATE LIMITED	150000	2.03					
3	PRADEEP JAIN	98800	1.34					
	TOTAL :	560818	7.60					

Ansal Buildwell Limited




(I)(C)(i) Statement Showing holding of securities (including shares,warrants,convertible securities) of persons belonging to the category "Public" and holding more than 1% of the total number of shares

Sr. No.	Name of the shareholder	Number of shares held	Shares as a percentage of total number of shares {i.e Grand Total(A)+(B)+(C) indicated in Statement at para (I)(a)above}	Details of warrants		Details of convertible securities		Total shares (including under-lying shares assuming full conversion of warrants and convertible securities) as a % of diluted share capital
				Number of warrants held	As a % total number of warrants of the same class	Number of convertible securities held	% w.r.t total number of convertible securities of the same class	

Detailed PAN based report

DPID/CLID	Name	TotalShares	PAN
—	—	—	—

Certified True Copy
 for Ansal Buildwell Ltd.

 Company Secretary

Ansal Buildwell Limited



(I)(c)(II) Statement showing holding of securities (including shares,warrants,convertible securities) of persons (together with PAC) belonging to the category "Public" and holding more than 5% of the total number of shares of the company

Sr. No.	Name(s) of the shareholder(s) and the Persons Acting in concert(PAC)with them	Number of shares	Shares as a percentage of total number of shares (i.e, Grand Total (A)+(B)+(C) indicated in statement at para (I)(a)above}	Details of warrants		Details of Convertible Securities		Total shares (including under-lying shares assuming full conversion of warrants and convertible securities) as a % of diluted share capital
				Number of warrants	As a % total number of warrants of the same class	Number of convertible securities held	% w.r.t total number of convertible securities of the same Class	
1		NIL						
	TOTAL:							

Detailed PAN based report

DPID/CLID	Name	TotalShares	PAN
-	-	-	-

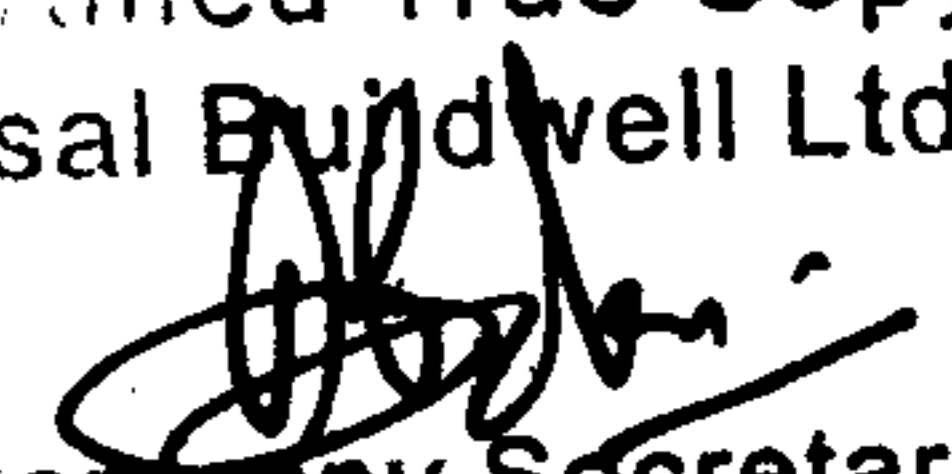
True Copy
of Ansal Buildwell Ltd.

Company Secretary

I (d) STATEMENT SHOWING DETAILS OF LOCKED - IN SHARES

SR. NO.	NAME OF SHAREHOLDER	NUMBER OF LOCKED-IN SHARES	LOCKED-IN SHARES AS A (%) PERCENTAGE OF TOTAL NUMBER OF SHARES {i.e., GRAND TOTAL (A)+(B)+(C) INDICATED IN STATEMENT AT PARA (I)(a) ABOVE }	Promoter/Promoter Group/Public
1		NIL		

TOTAL :

Verified True Copy
 for Ansal Buildwell Ltd.

 Company Secretary